
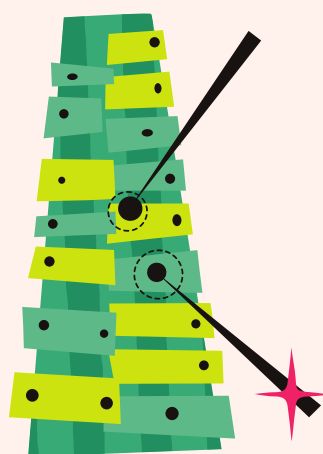


# YERONGA

STATE HIGH SCHOOL



## INSTRUMENTAL MUSIC



## INFORMATION HANDBOOK

# TABLE OF CONTENTS



## THE INSTRUMENTAL MUSIC PROGRAM

Introduction

Aims

The Instrumental Music Team

---

### TUITION

Selection of Beginning Students

Instrument Allocation

Instrument Care

---

### CURRICULUM AND ASSESSMENT

---

### ENSEMBLES

---

### COSTS

---

### PERFORMANCE AND EXCURSIONS

---

### PRACTICE

---

### COMMUNICATION BY TEACHERS

---

## EQUIPMENT FOR BEGINNERS

Woodwind

Brass

Percussion

Guitar and Piano

Instrument Purchasing

---

## PARTICIPATION AND WITHDRAWAL

---

## QUALITY PRACTICE FOR SUCCESS



YSHS Musician Standards



# THE INSTRUMENTAL MUSIC PROGRAM

*Music gives a soul to the  
universe, wings to the  
mind, flight to the  
imagination, and life to  
everything.*

*Plato*



# INTRODUCTION



Yeronga State High School offers concert band and string instrument tuition, through the Education Queensland (EQ) Instrumental Music Program. The school also offers group guitar, vocal, and keyboard lessons.

This booklet provides further information and policy details to be considered before accepting a position in the program.

Queensland state schools are the only state schools in Australia to receive 100% subsidised instrumental music tuition in the form of concert band and string orchestra programs.

The Education Queensland Instrumental Music program enables professional instrumental music teachers to plan a course of study through which students become musicians, through the development of musical literacy, technique and performance. The course seeks to extend a student's musical experience through participation in a large performance ensemble and a small group lesson each week.

# AIMS OF THE INSTRUMENTAL MUSIC PROGRAM




To give students the opportunity to learn a musical instrument in a group environment.




To provide string ensemble/concert band experience for these students to develop their performance skills.



To complement the school's classroom and choral music programs.



To provide extension and specialisation in music for students at Yeronga State High School.





# THE YSHS INSTRUMENTAL MUSIC TEAM

## **Principal:**

Mr Ben Orford

## **HOD The Arts:**

Mr Luke Lilly: llill3@eq.edu.au

## **Instrumental Music Coordinator:**

Mr Alex Grodecki: agrod3@eq.edu.au

## **Woodwind, Brass, and Percussion Teacher:**

Mr Alex Grodecki (Monday PM, Tuesdays, Fridays):  
agrod3@eq.edu.au

## **Strings Teacher:**

Mrs Tamsyn Eastgate (Mondays): teast42@eq.edu.au

## **Vocal, Guitar, and Keyboard Teacher:**

Mr Sam Robinson: sjrob3@eq.edu.au

## **Classroom Music and Contemporary Music Teachers:**

Mr Sam Robinson: sjrob3@eq.edu.au

Mr Darrin Wood: dwood10@eq.edu.au



# TUITION

Instrumental music tuition commences in term 1 and each student is expected to commit to at least two years enrollment in the program.

Students who are part of the instrumental program will receive one half-hour small group lesson per week on their instrument. Lessons are held in our NEW Instrumental Music room in P Block (under the Uniform Shop).

Students are to excuse themselves from their normal classrooms to attend their instrumental lessons (and should return promptly back to class after each lesson) and should arrange to make up the class work missed during their music lesson.

Ensembles are generally run before school and are a vital part of the children's musical development. All students in the instrumental music program are involved in one of the ensembles and before school attendance at rehearsal is a compulsory requirement of the program. NB: Instrumental music teaching days can change and these teaching days are confirmed at the start of each school year.

Students taking vocal, guitar or keyboard lessons are encouraged to join the Jazz Ensemble or Choir.

## SELECTION OF STUDENTS



The selection of students for the instrumental music program is determined by:

- 1** Instrumental Music Teacher time allocated to the school
- 2** Physical suitability of student to available instruments
- 3** Creating musically balanced ensembles and learning environments
- 4** Number of school instruments available



# CURRICULUM AND ASSESSMENT

The Instrumental Music Curriculum has been adopted by all State Schools in Queensland. Our curriculum centres on the basic components of learning to play an instrument, organised into thirteen areas of learning and skill development.

These areas are:

- Knowledge of the Instrument
- Playing Posture
- Tone
- Pitch Accuracy
- Repertoire Development
- Tuning and Intonation
- Articulation
- Rhythm & Melodic Perception
- Improvisation and Composition
- Sight Reading
- Performance
- Terms & Symbols
- Attendance/Progress/Behaviour- Attitude to practice



Yeronga State High School offers the opportunity for select students to begin learning an instrument if they were unable to learn one in primary school. Our curriculum is divided into 10 levels with students expected to progress through each level in 8-12 months. Students beginning an instrument in high school may be able to progress through the levels at an accelerated rate.

The aim is for students to strive to achieve a playing ability at level 10 of the curriculum by the time they graduate from high school. Students are formally assessed throughout each semester on their current playing ability and theoretical knowledge of their instrument. From this, Instrumental Music grades are included on student report cards.





# ✦ YSHS ENSEMBLES ✦

## Symphonic Band

All Concert Band and String Students (compulsory part of IM Program) (except beginners)

Friday morning in the Cultural Centre- arrive 7:30am for a 7:45am start



## Jazz Big Band

Tuesday Afternoons- P Block - after school until 4pm

To apply to join the Jazz Band please fill in this QR Code to register interest: <https://forms.office.com/r/kTKitJbpxn>



Open to Saxophone, Trumpet Trombone + Eupho, Bass, Guitar, Piano and Drumkit players (2+ years experience)  
Singers are welcome to apply. Positions are limited

## String Ensemble

Included in the group strings lessons during the school day on Mondays



## String Quartet

Select students - Monday group strings lesson

## Percussion Ensemble (new in 2025)


Monday after school until 4pm- Percussion experience preferred, however all students can apply to join this ensemble- contact Mr Grodecki if interested. Please fill in this QR Code: <https://forms.office.com/r/BhcN9Wc1se>



## Choir

### All students welcome

Monday after school until 4pm  
<https://forms.office.com/r/tOV1cddM3c>





# INSTRUMENT ALLOCATION


Yeronga State High School owns a number of brass, woodwind, and lower string instruments, which can be loaned to students for the use at school and home.

Keyboard and guitar students have access at school to school instruments during lessons. The expectation is that they will purchase an instrument for home use as soon as reasonable. Please see Mr Robinson if there are any questions or advice needed in purchasing a keyboard or guitar.

# INSTRUMENT CARE

If during the period of the loan the school instrument is damaged the instrument must first be taken to school for the instrumental teacher to assess the damage. The instrumental teacher will then ascertain if the damage is from wear and tear, accident or negligence. Wear and tear damage will be repaired and paid for by the school.

If the instrument is damaged due to accident or negligence the repair and consequent cost will need to be paid for by the parent. Please check your household insurance policy to determine the level of cover you may have over a school musical instrument. Departmental insurance only covers school instruments while they are on the school grounds or being used at official school functions.





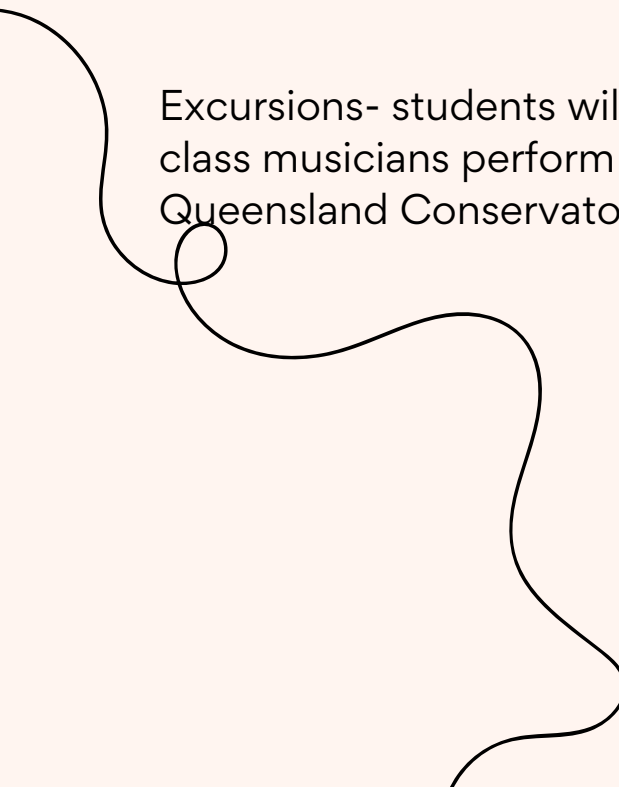
# PERFORMANCES, INCURSIONS AND EXCURSIONS

A number of performance events are part of the school calendar. All ensemble members are expected to attend all performance events. In exceptional cases where attendance is not possible, the ensemble teacher should be notified as soon as possible. The following performances are scheduled throughout the year:

- Semester 1 Music Showcase
- Semester 2 Music Showcase
- Assembly performances
- Anzac Day Assembly
- Fete performance
- Academic Awards Evening performance

Incursions- There are some exciting Incursions planned for this year, please keep an eye for emails from your child's teacher

Excursions- students will have the opportunity to see and hear world class musicians perform through excursions to QPAC or the Queensland Conservatorium.

A decorative black wavy line that starts from the left edge of the page and curves downwards and to the right, ending near the bottom center.



# PRACTICE

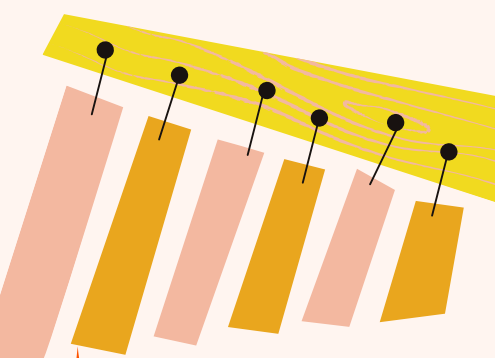


In order to make progress and feel success, students in the Instrumental Music program are expected to practise each day (5 days per week minimum) for the length of time recommended by their teacher (aiming for 20-30 minutes after the first year of learning.)

Students will require parent/carer support with establishing a practise routine and developing effective time management customs. Instrumental music teachers assist with this process by teaching effective practise skills and may use a practise record sheet and reward scheme.

## PRACTICE SHEETS

Record of home practice sheets are supplied to all students. These provide a record of the student's practice for the teacher. High school students are expected to manage their time more effectively than in primary school. Parents are asked to monitor their child's practice where possible and if there are concerns, raise this with the instrumental music teacher.





# COMMUNICATION BY TEACHERS




Instrumental music information will be communicated via email, the school newsletter or a phone call home.

Early identification of problems is important to avoid any misunderstandings. If a problem becomes apparent, please contact the school so an appointment with the relevant teacher can be arranged, and an appropriate course of action can be identified and taken.

If the teacher identifies a problem regarding a student, a solution will be discussed with the student. If the problem continues the teacher will contact the parents to see what further solutions can be found. The music staff are always available (on appointment) to discuss any problems which may arise.

In instances where instructors have concerns regarding attendance, readiness for lessons, behaviour, homework records or instruments being left at school, a letter will be sent home and/or email contact made.

It is hoped that by bringing issues to the attention of parents/carers early, and maintaining good communication, support and assistance will be provided to overcome the difficulty faced. A response to the teacher via email assists everyone supporting your child to set them up for success.





# ✦ EQUIPMENT FOR BEGINNERS

Students will require some equipment to start learning their instrument. A book pack is attached at the back of this booklet for use if needed.

## PERCUSSION

- Essential Elements Book 1
- Drumsticks Size 5A or similar (Wood tips are preferable) ✦
- Rubber rebound practice pad ✦

## BRASS

### **Bb Trumpet, French Horn, Baritone BC, Euphonium BC, Tuba**

- Essential Elements Book 1
- Valve Oil (French horn requires a specific rotor oil)
- Collapsible music stand (for home practice, do not bring to school) ✦

### **Trombone**


- Essential Elements (Bass clef) book 1
- Trombone Slide Cream
- Small water spray bottle
- Long flexible instrument brush
- Collapsible music stand (for home practice, do not bring to school)





# WOODWIND

## Flute

- Essential Elements book 1(Flute)
  - Large soft hanky (to use as a cleaner on cleaning rod)
- 

## Clarinet

- Essential Elements book 1 (Clarinet)
- Clarinet pull through cleaner
- Cork grease and mouthpiece cushion and thumb cushion (this will make the instrument much more comfortable to play.)
- Reed guard to (hold 4 reeds)
- 6 x reeds (1.5 and 2 strength) Vandoren Juno Brand

## Saxophone (Alto or Tenor)

- Essential Elements book 1
- Saxophone pull through cleaner
- Cork grease
- Reed guard (hold 4 reeds)
- 6 x reeds (1.5 and 2 strength) Vandoren Juno Brand
- Padded Saxophone neck strap or harness

\*\* This equipment is available from all local music stores. For the closest music store to you, look online ‘Music and Musical Instruments brisbane store.’


## Guitar

Hall Leonard Guitar Method Book 1  
Basic Guitar Tuner

## Piano

Piano Adventures Lesson and Theory Level 1





# INSTRUMENT PURCHASING

If your child is progressing well on their instrument it is worth investing in their successes by purchasing an instrument if possible.

- Flutes, trumpets, clarinets and trombones cost \$700-\$900
- Alto saxophones cost \$1200+
- Violins and violas cost \$400+
- Cellos cost \$1200+

Second-hand instruments are usually about 3/4 of a new purchase price.



Instrumental teachers can provide parents/carers with instrument purchasing advice such as recommended music retailers and instrument brands. Please never buy from Ebay or Aldi. If purchasing from Gumtree please consult with the music teacher before purchasing.





# PARTICIPATION AND WITHDRAWAL

The decision to join the program should be well considered. It requires extra responsibilities to be taken by the students, parents and families. Students are expected to commit to the program for a minimum of two years. This will require an extensive commitment which can be difficult for teenagers to juggle in high school.

Assistance at home in maintaining practice will help. In exceptional circumstances where continuation in the program is deemed to not be in the student's best interests or a student is not showing commitment to the program, the opportunity to participate can be withdrawn by the school.



# QUALITY PRACTICE FOR SUCCESS

## WHAT YOU WILL NEED AT HOME:

- Instrument and music book
- Music stand
- Pencil and eraser

## WHERE TO PRACTICE -

A quiet enclosed room - turn off screens and devices.

## HOW OFTEN TO PRACTICE -

Daily, regular, focused practice achieves more than longer, irregular practices. Teachers will notify required time.

## WHEN TO PRACTICE -

Early morning is the best. Try to avoid late evening practice when body and mind are tired.

## HOW LONG TO PRACTICE -

Students new to their instrument should be aiming for 10-15 minute sessions a minimum of five to six times per week and all other students should be practising at least a 30 minute session over a minimum of five days per week.



# YSHS MUSICIAN STANDARDS

1

Musicians maintain a high standard of behaviour & reliability and a high standard of consistent practice/homework, achieving the minimum practice requirements each week. a

2

Musicians consistently maintain a positive attitude to their playing, lessons and rehearsals.

3

Ensembles: Musicians assist the teacher/conductor by learning their parts thoroughly prior to each rehearsals & arriving on time to assist with set-up.

4

Musicians assist other pupils and teachers where needed with mentoring and encouragement and setting an inclusive and friendly example.

5

Musicians represent our school with dignity when performing in their ensemble.

6

Musicians are proud of our musical school culture and sharing their musical gifts.

7

Musicians portray musical success & mastery amongst the school community by performing solo or in small groups on assembly when recommended by their IM teacher.





Keen on Joining the Instrumental Music  
Program at Yeronga State High School?

Please fill in this application form:

<https://forms.office.com/r/xaGmk4VxzF>



If you have any questions please contact  
Alex Grodecki  
[agrod3@eq.edu.au](mailto:agrod3@eq.edu.au)

